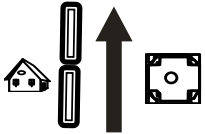
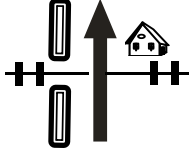
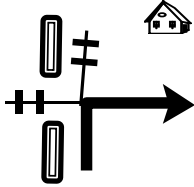
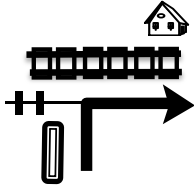
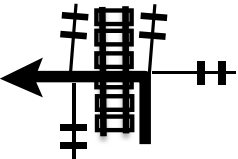




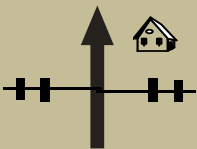

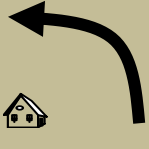
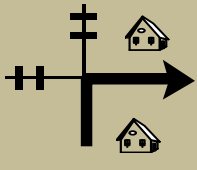
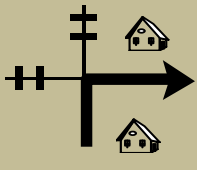




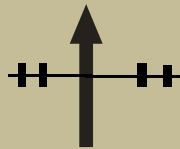
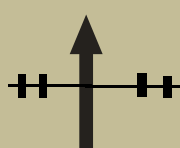

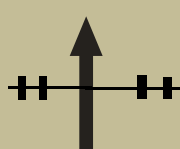
**PRUEBA
DEPARTAMENTAL DE RUTA**

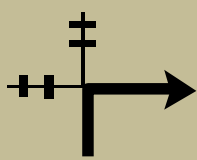
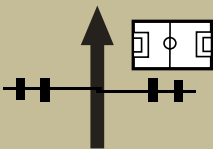
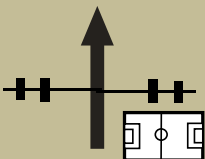
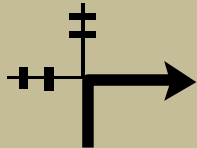
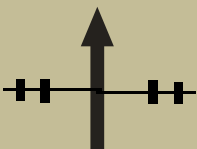
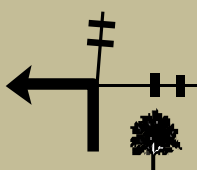
**NOCTURNO
COTOCA - COTOCA**

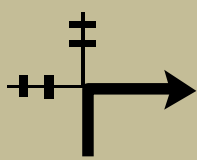
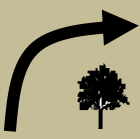

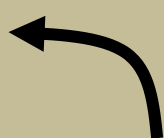
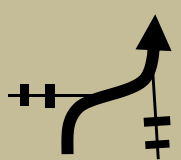
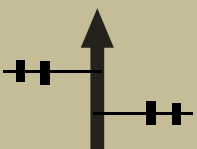
**VIERNES 18 DE OCTUBRE
DEL 18 AL 26 DE OCTUBRE 2024**

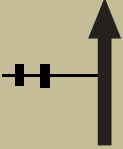
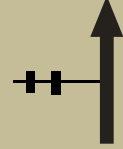
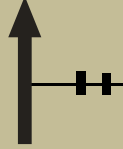
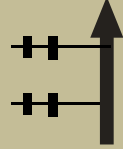

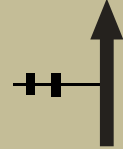
COTOCA		DISTANCE		DAY	1
COTOCA		Km. 0,56		SECTION	1
SPECIAL STAGE			RECORD	TIME ALLOWED	
SIMBOLICA ENLACE				min.	
DISTANCE		DIRECTION	INFORMATION	DISTANCE REGRESS	
TOTAL	PARCIAL				
0,00	0,00	1 	SIMBOLICA PLAZUELA FATIMA S17 44 58.3 W62 59 50.6		0,56
0,05	0,05	2 			0,51
0,24	0,19	3 			0,32
0,30	0,06	4 			0,26
0,48	0,18	5 	CRUCE VIAS DEL TREN		0,08
0,56	0,08	6 			0,00

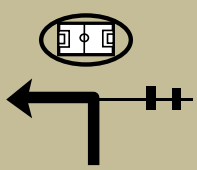
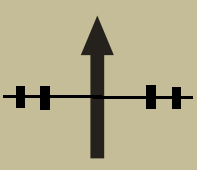
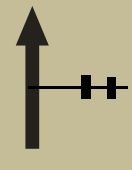
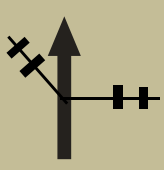
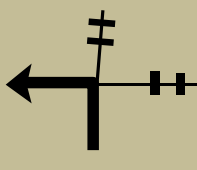
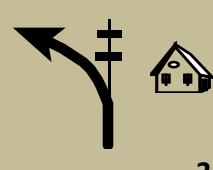
LPE 1 COTOCA		DISTANCE		DAY		1	
FPE 1 COTOCA		Km. 7,05		SECTION		1	
SPECIAL STAGE				RECORD		TIME ALLOWED	
NOCTURNO CLASIFICACION						min. 00:15	
DISTANCE		DIRECTION		INFORMATION		DISTANCE REGRESS	
TOTAL	PARCIAL						
0,00	0,00	7		LP 1 NOCTURNO ARBOL IZQ. GRANDE S17 44 53.3 W62 59 54.4	6,39	7,05	
0,05	0,05	8			6,34	7,00	
0,21	0,16	9			6,18	6,84	
0,46	0,25	10			5,93	6,59	
0,61	0,15	11			5,78	6,44	
0,73	0,12	12			5,66	6,32	

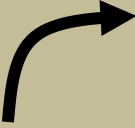
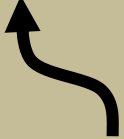

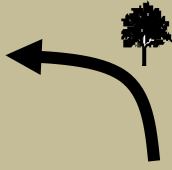
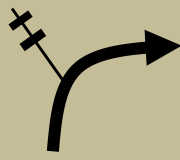
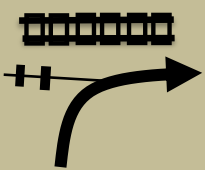
LPE 1 COTOCA		DISTANCE		DAY	1
FPE 1 COTOCA		Km. 7,05		SECTION	1
SPECIAL STAGE			km: 6,39	RECORD	TIME ALLOWED
NOCTURNO CLASIFICACION					min. 00:15
DISTANCE		DIRECTION	INFORMATION	DISTANCE REGRESS	
TOTAL	PARCIAL				
1,35	0,62	 13 5,04	GIRAR EN U IZQUIERDA		5,70
1,38	0,03	 14 5,01			5,67
1,45	0,07	 15 4,94			5,60
1,53	0,08	 16 4,86			5,52
1,60	0,07	 17 4,79			5,45
1,74	0,14	 18 4,65			5,31

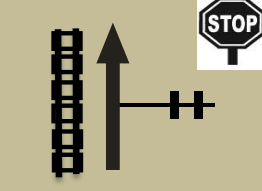
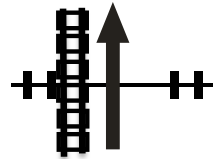
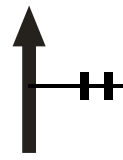
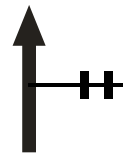
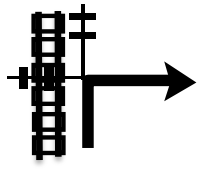

LPE 1 COTOCA		DISTANCE		DAY		1	
FPE 1 COTOCA		Km. 7,05		SECTION		1	
SPECIAL STAGE			km: 6,39			RECORD	
NOCTURNO CLASIFICACION						TIME ALLOWED	
						min. 00:15	
DISTANCE		DIRECTION		INFORMATION		DISTANCE REGRESS	
TOTAL	PARCIAL						
1,88	0,14	19		4,51		5,17	
1,95	0,07	20		4,44	CANCHA DERECHA	5,10	
2,02	0,07	21		4,37		5,03	
2,10	0,08	22		4,29		4,95	
2,23	0,13	23		4,16		4,82	
2,38	0,15	24		4,01		4,67	

LPE 1 COTOCA		DISTANCE		DAY		1	
FPE 1 COTOCA		Km. 7,05		SECTION		1	
SPECIAL STAGE				RECORD		TIME ALLOWED	
NOCTURNO CLASIFICACION						min. 00:15	
DISTANCE		DIRECTION		INFORMATION		DISTANCE REGRESS	
TOTAL	PARCIAL						
2,53	0,15	25		6,39	CASA MALLAS CON POSTES BLANCOS IZQUIERDA	4,52	
2,71	0,18	26		6,21	ARBOL DERECHA	4,34	
2,84	0,13	27		6,08		4,21	
2,90	0,06	28		6,02		4,15	
3,20	0,30	29		5,72	SEGUNDO ANILLO	3,85	
3,37	0,17	30		5,55		3,68	

LPE 1 COTOCA		DISTANCE		DAY	1
FPE 1 COTOCA		Km. 7,05		SECTION	1
SPECIAL STAGE			km: 6,39	RECORD	TIME ALLOWED
NOCTURNO CLASIFICACION					min. 00:15
DISTANCE		DIRECTION	INFORMATION	DISTANCE REGRESS	
TOTAL	PARCIAL				
3,56	0,19	 31 5,36		3,49	
3,72	0,16	 32 5,20		3,33	
3,79	0,07	 33 5,13		3,26	
3,89	0,10	 34 5,03		3,16	
3,99	0,10	 35 4,93	CRUCE TRILLO SALTO	3,06	
4,14	0,15	 36 4,78		2,91	

LPE 1 COTOCA		DISTANCE		DAY	1
FPE 1 COTOCA		Km. 7,05		SECTION	1
SPECIAL STAGE			km: 6,39	RECORD	TIME ALLOWED
NOCTURNO CLASIFICACION					min. 00:15
DISTANCE		DIRECTION	INFORMATION	DISTANCE REGRESS	
TOTAL	PARCIAL				
4,22	0,08	 37 4,70	ESTADIO DERECHA		2,83
4,44	0,22	 38 4,48	SALTO		2,61
4,59	0,15	 39 4,33			2,46
4,75	0,16	 40 4,17			2,30
4,90	0,15	 41 4,02			2,15
5,02	0,12	 42 3,90	ENTRA AL CIRCUITO DE MOTO		2,03

LPE 1 COTOCA		DISTANCE		DAY	1
FPE 1 COTOCA		Km. 7,05		SECTION	1
SPECIAL STAGE			km: 6,39	RECORD	TIME ALLOWED
NOCTURNO CLASIFICACION					min. 00:15
DISTANCE		DIRECTION	INFORMATION	DISTANCE REGRESS	
TOTAL	PARCIAL				
5,11	0,09	 43 3,81		1,94	
5,35	0,24	 44 3,57		1,70	
5,48	0,13	 45 3,44		1,57	
5,64	0,16	 46 3,28		1,41	
5,89	0,25	 47 3,03	GIRAR EN U DERECHA	1,16	
6,12	0,23	 48 2,80		0,93	

LPE 1 COTOCA		DISTANCE		DAY	1
FPE 1 COTOCA		Km. 7,05		SECTION	1
SPECIAL STAGE			km: 6,39	RECORD	TIME ALLOWED
NOCTURNO CLASIFICACION					min. 00:15
DISTANCE		DIRECTION	INFORMATION	DISTANCE REGRESS	
TOTAL	PARCIAL				
6,39	0,27	 49	STOP 1 NOCTURNO S17 45 02.7 W63 00 27.9		0,66
6,53	0,14	 50			0,52
6,70	0,17	 51			0,35
6,82	0,12	 52			0,23
6,97	0,15	 53			0,08
7,05	0,08	 54	DOBLE VIAS		0,00